



A Neurobehavioral Mechanism Linking Behaviorally Inhibited Temperament and Later Adolescent Social Anxiety

George A. Buzzell, PhD, Sonya V. Troller-Renfree, MS, Tyson V. Barker, PhD, Lindsay C. Bowman, PhD, Andrea Chronis-Tuscano, PhD, Heather A. Henderson, PhD, Jerome Kagan, PhD, Daniel S. Pine, MD, Nathan A. Fox, PhD

Objective: Behavioral inhibition (BI) is a temperament identified in early childhood that is a risk factor for later social anxiety. However, mechanisms underlying the development of social anxiety remain unclear. To better understand the emergence of social anxiety, longitudinal studies investigating changes at behavioral neural levels are needed.

Method: BI was assessed in the laboratory at 2 and 3 years of age (N = 268). Children returned at 12 years, and an electroencephalogram was recorded while children performed a flanker task under 2 conditions: once while believing they were being observed by peers and once while not being observed. This methodology isolated changes in error monitoring (error-related negativity) and behavior (post-error reaction time slowing) as a function of social context. At 12 years, current social anxiety symptoms and lifetime diagnoses of social anxiety were obtained.

Results: Childhood BI prospectively predicted social-specific error-related negativity increases and social

anxiety symptoms in adolescence; these symptoms directly related to clinical diagnoses. Serial mediation analysis showed that social error-related negativity changes explained relations between BI and social anxiety symptoms (n = 107) and diagnosis (n = 92), but only insofar as social context also led to increased post-error reaction time slowing (a measure of error preoccupation); this model was not significantly related to generalized anxiety.

Conclusion: Results extend prior work on socially induced changes in error monitoring and error preoccupation. These measures could index a neurobehavioral mechanism linking BI to adolescent social anxiety symptoms and diagnosis. This mechanism could relate more strongly to social than to generalized anxiety in the peri-adolescent period.

Key words: social anxiety, behavioral inhibition, temperament, error-related negativity, post-error slowing

J Am Acad Child Adolesc Psychiatry 2017;56(12):1097–1105.

Behavioral inhibition (BI) is an early-childhood temperament characterized by negative reactivity and avoidance of novelty^{1,2} driven in part by enhanced activation of neural networks associated with salience detection.³ During development, the stimuli that elicit distress in BI generally narrow to social contexts.⁴ Consistent with this pattern, BI is predictive of social reticence in childhood⁵ and remains one of the most robust predictors of later social anxiety.⁶ However, the exact reasons why early-childhood BI is linked to later social anxiety remain unclear.

Children with a history of BI display enhanced error monitoring, indicated by an event-related potential (ERP) termed the error-related negativity (ERN).^{7,8} This measure of performance monitoring⁹ is sensitive to error salience,¹⁰

consistent with the notion that children with BI display hypersensitivity toward errors. Risk for anxiety in children with BI is increased for those with a relatively large (more negative) ERN,^{7,8} possibly reflecting functioning in a salience network¹¹ encompassing the cingulate,¹² insula, and orbitofrontal cortex¹³—regions also associated with risk for anxiety.¹⁴ However, although the ERN elicited by standard laboratory tasks is useful for identifying children with BI at heightened risk for anxiety, this moderation provides incomplete information on mechanisms underlying the link between BI and social anxiety. ERN is related not only to social anxiety but also to many forms of anxiety and even other forms of psychopathology.¹⁵ Thus, understanding the link between early BI and later social anxiety requires neurophysiologic measures that consider social context.

Prior work found that social observation influenced ERN,¹⁰ an effect linked to adult social anxiety.¹⁶ However, because ERN and social anxiety change in the peri-adolescent period,¹¹ relations between ERN and anxiety also can change. Cognitive models suggest a framework for testing ideas relating neural, behavioral, and social effects in the peri-adolescent period, when peers become



Clinical guidance is available at the end of this article.



Supplemental material cited in this article is available online.

increasingly salient. For socially anxious individuals, these models suggest that social settings increase self-monitoring and error hypersensitivity, which further focus attention on performance.^{17,18} In the context of error commission, we refer to such focus on performance after errors as “error preoccupation.” We view error preoccupation as conceptually similar to rumination, but manifesting on a briefer time scale, over milliseconds as opposed to minutes. According to mechanistic models on capacity limits of attentional resources, error preoccupation can cause deficits in performance when error preoccupation competes for attentional resources devoted to flexibly deploying behavior in social contexts.^{17,18} Indeed, research has shown that sustained processing of errors or other salient events can predict subsequent distraction in terms of decreased attention, slower response times, and increased error rates.^{19–23} Critically, distraction after error processing—as measured by post-error response time (PERT) slowing in the absence of post-error accuracy improvement—is extended for a longer period for individuals with anxiety.²⁰ These data support the use of PERT as an index of error preoccupation.

Social anxiety can be viewed as a complex disorder, with hypersensitivity to errors and error preoccupation as 2 specific constructs composing its etiology^{17,18}; ERN and PERT might reflect neural and behavioral markers of these constructs, respectively. Given prior associations between BI and ERN,^{7,8} early BI could confer risk for later social anxiety specifically through associations with hypersensitivity to errors. In turn, in social situations, hypersensitivity to errors could relate to error preoccupation, as indexed by PERT. These 2 elements could inform the understanding of mechanisms by which BI leads to social anxiety.

The present study reports prospective data on the associations between early BI and later concurrent measures of error-related processes and social anxiety symptoms. A longitudinal cohort was assessed for BI temperament in early childhood; participants were seen again during early adolescence, when they performed a modified flanker task and were assessed for psychopathology. To isolate social influences on error monitoring and behavior, an adaptive flanker task²⁴ was performed in 2 contexts. In one context, participants performed the task alone; in the other, they were led to believe that they were being evaluated by peers (T.V. Barker, S. Troller-Renfree, L.C. Bowman, D.S. Pine, N.A. Fox, unpublished, 2017).²⁵ ERN assessed hypersensitivity to errors; PERT indexed error preoccupation. Based on prior work,⁶ we hypothesized that early BI would predict later social anxiety symptoms. We also hypothesized that early BI would predict a key feature of social anxiety: hypersensitivity toward errors while under social observation. Further, we expected the association between early BI and later social anxiety to be explained by concurrent relations among hypersensitivity to errors, error preoccupation, and reported social anxiety symptoms.^{17,18} This final hypothesis was formalized in a serial mediation model, with the primary model using continuous social anxiety symptoms and a secondary model using binary diagnosis of social anxiety disorder.

METHOD

Participants

Participants were from a larger longitudinal study. Children were originally selected at 4 months of age ($N = 291$; 134 boys) based on their behavior in the laboratory²⁶; 268 children returned to the laboratory at 2 and 3 years of age for BI assessment.^{4,27} At approximately 12 years of age, 185 children returned to the laboratory, although the primary analyses focus on 107 children who had valid ERP and behavioral data, parent and child reports of anxiety symptoms at 12 years, and a prior BI assessment (attrition details are presented in Supplement 1, available online). These 107 children (mean age 13.18 years, standard deviation [SD] 0.64; 58 girls; see Supplement 1, available online, for race/ethnicity) included in the primary analyses did not differ significantly from those not included in gender or prior BI ($p > .39$ for the 2 comparisons). Clinical diagnostic interviews also were available for 92 of these children at the 9-year visit (mean assessment age 10.3 years, SD 0.05) and/or the 12-year visit (mean assessment age 13 years, SD 0.08); these children also did not differ in gender or BI ($p > .37$ for the 2 comparisons). All procedures were approved by the University of Maryland–College Park institutional review board; all parents provided written informed consent, and children provided assent.

Procedure

Social Flanker Task. Participants completed a modified flanker task (T.V. Barker, S. Troller-Renfree, L.C. Bowman, D.S. Pine, N.A. Fox, unpublished, 2017)^{24,25} twice, once while believing they were being observed by peers and once while not being observed (full details are presented in Figure 1, Figure S1, and Supplement 1, available online); children completed the task in a counterbalanced order. Participants were led to believe that their performance was being monitored through a webcam in the social condition and that other children would provide feedback after each block (T.V. Barker, S. Troller-Renfree, L.C. Bowman, D.S. Pine, N.A. Fox, unpublished, 2017).²⁵ During the nonsocial portion of the task, participants were told that no one would observe their performance and that computer-generated feedback would follow each block of the experimental task. Prior work has established the validity of this paradigm (T.V. Barker, S. Troller-Renfree, L.C. Bowman, D.S. Pine, N.A. Fox, unpublished, 2017).²⁵

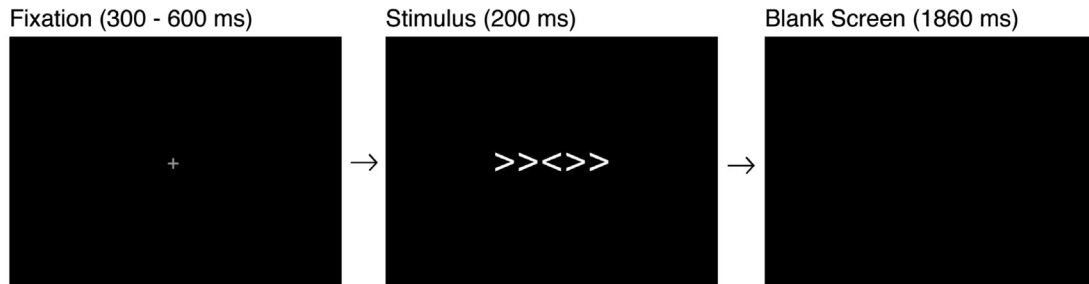
Electroencephalogram Acquisition. Electroencephalographic (EEG) data were acquired using a 128-channel HydroCel Geodesic Sensor Net and EGI software (Electrical Geodesic, Inc., Eugene, OR); EEG analysis was performed using the EEGLAB toolbox²⁸ and custom MATLAB scripts (The MathWorks, Natick, MA). Details of EEG processing and analysis are presented in Supplement 1, available online.

Measures

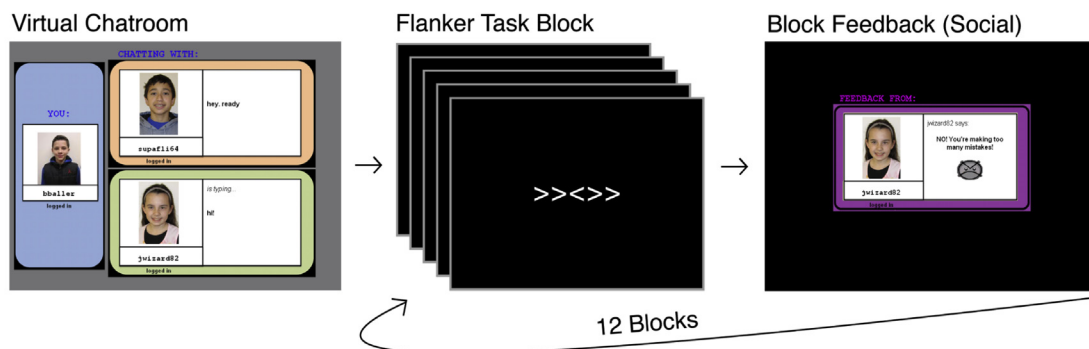
Behavioral Inhibition. At 2 and 3 years of age, children participated in laboratory-based structural observations, in which they interacted with unfamiliar adults and played with novel toys.^{4,27} Consistent with prior work, BI was coded based on children’s proximity to their caregiver and latency to approach throughout observations.⁴ Standardized BI scores were computed separately for the 2- and 3-year assessments; a composite BI measure was created by averaging BI scores at the 2 assessments.²⁹ Use of purely behavioral measures of BI is advantageous, because it eliminates the issue of shared method variance when predicting outcome measures that rely partly on parental report. Mean BI for the 107 children analyzed in this study was 0.02 (SD 0.45), with higher values reflecting greater inhibition; BI was unrelated to gender ($t_{1,105} = 1.3, p = .197$) or age ($n = 107$,

FIGURE 1 Experimental paradigm. Note: (A) Trial sequence for the flanker task. (B) Depiction of the social condition: participants were told that other children would monitor their performance during the flanker task. Before completing the flanker task, participants chatted with these children. After each block of the flanker task, children believed that feedback was provided by one of the other children. (C) Depiction of the nonsocial condition: children were told that their performance would not be monitored and that computer-generated feedback would follow each block. Full-color version of figure is available online.

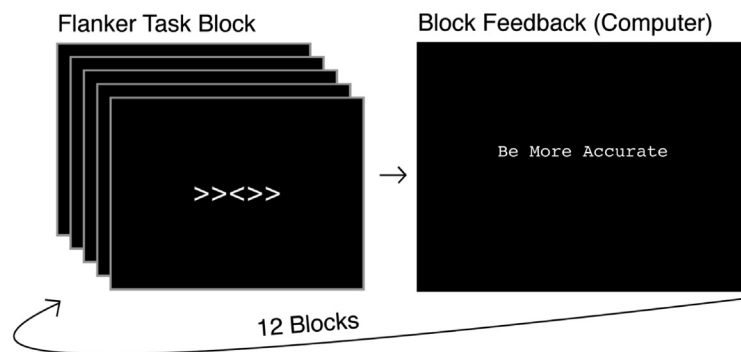
A Flanker Task Trial Sequence



B Social Condition



C Nonsocial Condition



$r = 0.12$, $p = .22$) at the 12-year assessment. Further details are presented in Supplement 1, available online.

Screen for Child Anxiety Related Disorders. At 12 years of age, children and parents independently completed the Screen for Child Anxiety Related Disorders (SCARED),³⁰ a reliable questionnaire assessment of symptoms linked to DSM-IV anxiety disorders.³⁰ Based on prior work linking BI to social anxiety,^{6,7,31} we focused on the social phobia scale of the SCARED-R. Given the high comorbidity of social and generalized anxiety, the

generalized anxiety subscale of the SCARED-R also was analyzed to determine the specificity of any neurobehavioral mechanism associated with social anxiety. Prior reliability estimates have identified good internal consistency for the social (parent, $\alpha = 0.83$; child, $\alpha = 0.74$) and generalized (parent, $\alpha = 0.85$; child, $\alpha = 0.84$) subscales of the SCARED-R.³⁰ Parent and child reports of social anxiety were moderately correlated ($r = 0.498$, $p < .001$), with a modest correlation also present for generalized anxiety ($r = 0.211$, $p = .03$). Similar to prior work,⁷ scores for the subscales of the

SCARED-R were averaged across reporter (parent and child) to create cross-informant indices for each of these symptom scales; however, see Supplement 1, available online, for additional analyses treating parent and child reports separately, which yield qualitatively similar results.

Kiddie Schedule for Affective Disorders and Schizophrenia. Semistructured diagnostic interviews were completed for children and parents at 9 and/or 12 years of age. Reliability for anxiety diagnoses was high ($k = 0.911$). The present study focused on lifetime presence of clinically significant social anxiety, defined by clinical diagnosis at the 9- or 12-year assessment. The 9-year assessments were included to increase the sample size for diagnostic assessments. It should be noted that the primary outcome variable for this study was continuous measures of social anxiety symptoms at 12 years of age (SCARED), with lifetime clinical diagnosis of social anxiety disorder only serving as a confirmatory measure. Further details are presented in Supplement 1, available online.

Error-Monitoring ERPs. Mean amplitude of ERN and correct-related negativity (CRN) was calculated from a cluster of fronto-central electrodes surrounding FCz (EGI electrodes 12, 5, 6, 13, 112, 7, 106) for the first 100 ms after response (T.V. Barker, S. Troller-Renfree, L.C. Bowman, D.S. Pine, N.A. Fox, unpublished, 2017).^{16,25} **Only incongruent trials were analyzed** to isolate error-specific effects. Hypersensitivity to errors in social settings was isolated by regressing the ERN in the nonsocial condition onto the ERN in the social condition and then saving the standardized residuals; this residualized social ERN is referred to as “social-effect ERN_{resid}” and is similar to prior work,^{16,25} with the addition of a regression-based approach that allows for isolating variance of interest³²; see supplementary material (available online) for analyses using a more traditional difference-score approach, which yielded the same pattern of results. For ease of interpretability, social-effect ERN_{resid} was multiplied by -1 so that positive values for this measure would reflect hypersensitivity to errors. Social-effect ERN_{resid} was unrelated to age or gender (Supplement 1, available online).

Flanker Task Behavior. For statistical analyses, all response time (RT) data were logarithmically transformed³³; raw values are listed in Table 1 for ease of interpretation. We extracted a behavioral measure of socially induced error preoccupation: correct RTs on trials after errors in the nonsocial condition were regressed onto similar trials in the social condition, and the standardized residuals were saved. This residualized PERT score, referred to as “social-effect PERT_{resid},” reflects error preoccupation while under social observation (see Supplement 1, available online, for analyses using a difference-score approach). However, to confirm that social-effect PERT_{resid} reflects performance inefficiency due to error preoccupation, we tested whether this residualized score correlated with a similar residualized measure of post-error accuracy. Critically, social-effect PERT_{resid} was unrelated to changes in post-error accuracy ($n = 107$, $r = 0.072$, $p = .461$), confirming that slowing was unrelated to improved performance (control) after errors and instead reflected performance inefficiencies³⁴ associated with error preoccupation.¹⁹⁻²³ Social-effect PERT_{resid} was unrelated to age or gender (Supplement 1, available online).

Analytic Plan

Preliminary analyses of the behavioral and ERP data were performed using analysis of variance models. Next, we attempted to replicate prior work demonstrating that early-childhood BI prospectively predicts social anxiety symptoms in adolescence. Critically, the clinical relevance of these social anxiety symptoms was confirmed by testing their association with clinical diagnosis in the same children through logistic regression.

TABLE 1 Behavior and Event-Related Potential (ERP) Results

Condition	Accuracy, %	
	Congruent	Incongruent
Nonsocial	94.7 (3.89)	73.75 (9.39)
Social	95.56 (3.64)	73.26 (8.19)
Condition	Response Time (ms)	
	Congruent	Incongruent
Nonsocial	381.38 (4.4)	454.23 (5.76)
Social	369.02 (4.05)	441.11 (5.53)
Condition	ERPs (μ V)	
	CRN	ERN
Nonsocial	1.48 (0.15)	-0.6 (0.21)
Social	1.45 (0.16)	-0.95 (0.2)
Condition	PERT (ms)	
	Post-Correct	Post-Error
Nonsocial	413.3 (4.88)	412.94 (5.37)
Social	401.62 (4.75)	397.61 (4.43)

Note: Standard error of the mean is presented within parentheses. CRN = correct-related negativity; ERN = error-related negativity; PERT = post-error response time.

Having established that BI prospectively predicts social anxiety, neural and behavioral markers explaining this relation were explored. Adolescent brain function underlying hypersensitivity to errors in social settings was assessed using social-effect ERN_{resid}.^{16,25} We tested whether BI prospectively predicted adolescent neural activity within social settings by correlating BI (in early childhood) and social-effect ERN_{resid} (at 12 years of age).

Next, we tested whether hypersensitivity toward errors for children with high BI was associated with greater error preoccupation. Social-effect PERT_{resid} was used as a behavioral measure of socially induced error preoccupation. We tested whether hypersensitivity to errors when under social observation was associated with error preoccupation by correlating social-effect ERN_{resid} with social-effect PERT_{resid}. Moreover, we tested whether BI predicted increased error preoccupation (social-effect PERT_{resid}) with hypersensitivity to errors (social-effect ERN_{resid}) as an explanatory variable within a mediation framework. Further, we tested whether error preoccupation in social settings was associated with social anxiety symptoms by correlating social-effect PERT_{resid} (a measure of error preoccupation) with social anxiety symptoms. See Table S1 and Figures S2-S5, available online, for relations between variables of interest.

These relations suggest a set of neural and behavioral markers that can explain the link between early-childhood BI and adolescent social anxiety. Specifically, BI is believed to prospectively predict hypersensitivity to errors (social-effect ERN_{resid}). Moreover, social anxiety itself can be described as a set of interrelated constructs, including hypersensitivity to errors and error preoccupation in social settings. Therefore, we suggest that the link between BI and social anxiety is explained by additional connections between hypersensitivity to errors and error preoccupation. This neurobehavioral mechanism was formalized and tested as a serial mediation model, which allows for testing whether the influence of a given predictor, BI, on another variable, social anxiety, can be explained by connections between

intermediate variables. We suggest that BI leads to hypersensitivity toward errors while under social observation (social-effect ERN_{resid}); this hypersensitivity toward errors is further associated (concurrently) with error preoccupation (social-effect $PERT_{resid}$) within social settings; error preoccupation within social settings is ultimately associated with continuous social anxiety symptoms (SCARED-social). It should be noted that although a mediation framework was used as a means to understand the prospective relations between BI and later social anxiety, full causal inference cannot be determined given the concurrent assessment of social-effect ERN_{resid} , social-effect $PERT_{resid}$, and SCARED-social. Mediation analyses were conducted using an ordinary least squares path analytical framework implemented in PROCESS³⁵; bias-corrected CIs for indirect effects were calculated using 10,000 bootstrap samples. Given some prior work suggesting that gender might influence the BI-anxiety relation,³⁶ gender was controlled.

RESULTS

Preliminary Behavioral and ERP Results

Behavior. Analysis of RT data showed a main effect of congruency, with participants responding more slowly to incongruent stimuli ($F_{1,106} = 1018.1, p < .001$). There also was a main effect of social context, with faster RT in the social condition ($F_{1,106} = 15.14, p < .001$), and no interaction between congruency and social context ($F_{1,106} = 0.37, p = .546$). Analysis of accuracy data showed a main effect of congruency, with participants responding less accurately to incongruent stimuli ($F_{1,106} = 678.56, p < .001$). No main

effect of social context was identified ($F_{1,106} = 0.11, p = .746$). However, a trend for an interaction between congruency and social context was identified ($F_{1,106} = 3.75, p = .056$).

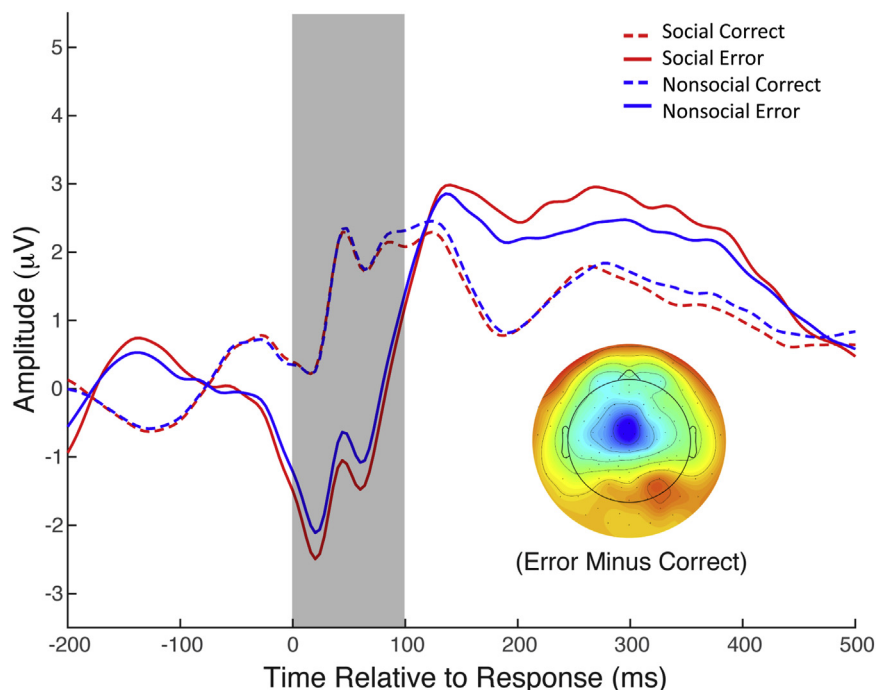
Analysis of RT data, contingent on previous trial accuracy (post-error vs. post-correct) and social context, showed neither a main effect of previous trial accuracy ($F_{1,106} = 1.75, p = .189$) nor an interaction with social context ($F_{1,106} = 0.882, p = .35$). Instead, only a main effect of social context emerged ($F_{1,106} = 17.73, p < .001$). Thus, on average, RT for post-error and post-correct responses did not significantly differ. However, below, we report analyses demonstrating that individual differences in PERT, as a function of social context, relate to individual differences in social anxiety.

Error-Related Negativity. Analysis of ERN and CRN showed a main effect of trial accuracy, with ERN being significantly more negative than CRN ($F_{1,106} = 136.3, p < .001$). There also was a main effect of social context, such that ERN and CRN were more negative in the social condition ($F_{1,106} = 5.51, p = .021$). In addition, a trend for an interaction between social context and trial accuracy was present ($F_{1,106} = 3.22, p = .076$). Figure 2 depicts the ERP results.

Anxiety Measures

Mean reports of SCARED-R social anxiety were 4.27 (SD 3.06), and mean generalized anxiety was 4.43 (SD 2.82). For the 92 children with Schedule for Affective Disorders and Schizophrenia data, 10 cases (10.87%) of lifetime social anxiety diagnoses were identified.

FIGURE 2 Event-related potential results as a function of accuracy and social context. *Note:* Correct trials are plotted with dashed lines, error trials are plotted with solid lines; the social condition is plotted in red, and the nonsocial condition is plotted in blue. Topographic plot reflects error minus correct mean amplitude during the shaded time window (0–100 ms); this time window was used for statistical analyses. Full-color version of figure is available online.



Relations Among BI, Neurobehavioral Measures, and Social Anxiety

BI and Social Anxiety. Consistent with prior work, BI prospectively predicted social anxiety symptoms in adolescence ($n = 107$, $r = 0.213$, $p = .028$), whereas BI was unrelated to generalized anxiety ($n = 106$, $r = 0.125$, $p = .201$). Moreover, as expected, social anxiety symptoms were associated with lifetime clinical diagnosis of social anxiety disorder ($n = 92$; 10 cases, odds ratio 2.38, Wald $\chi^2 = 9.81$, $p = .002$).

BI and Error Salience. BI prospectively predicted increased hypersensitivity toward errors within a social setting. Specifically, BI positively correlated with an increased social-effect ERN_{resid} ($n = 107$, $r = 0.282$, $p = .003$; Figure 3). Exploratory analyses (Supplement 1, available online) suggested this relation between BI and increased social-effect ERN_{resid} was significant only for girls ($n = 58$, $r = 0.347$, $p = .008$) and not boys ($n = 49$, $r = 0.235$, $p = .103$), although caution is warranted when interpreting these supplementary analyses, given the smaller and unequal sample sizes.

BI, Error Preoccupation, and Social Anxiety. Hypersensitivity toward errors (social-effect ERN_{resid}) was positively correlated with increased error preoccupation (social-effect PERT_{resid}; $n = 107$, $r = 0.216$, $p = .026$). Moreover, BI prospectively predicted increased error preoccupation while under social observation (social-effect PERT_{resid}), as mediated by concurrent measurement of hypersensitivity toward errors (social-effect ERN_{resid}; $n = 107$, $\beta = 0.124$, 95% CI = 0.013–0.341). Social increases in error preoccupation, measured by social-effect PERT_{resid}, positively correlated with social anxiety symptoms ($n = 107$, $r = 0.314$, $p = .001$).

Serial Mediation Model Linking BI and Social Anxiety

We fit a serial mediation model (Figure 4 and Table S2, available online), which explained links between BI and social anxiety through a series of explanatory neural and

behavioral markers. Early BI predicted hypersensitivity toward errors within social settings, in the form of increased social-effect ERN_{resid}, which in turn was associated with concurrent behavioral signs of error preoccupation, in the form of social-effect PERT_{resid}, which ultimately was associated with social anxiety symptoms ($n = 107$, $\beta = 0.108$, 95% CI = 0.018–0.337); an alternative ordering of the serial mediation model was not significant (Table S3, available online). When this series of links among BI, social-effect ERN_{resid}, and social-effect PERT_{resid} were included, the direct association between BI and social anxiety was no longer statistically significant ($n = 107$, $c' = 1.09$, $p = .138$). As a confirmatory analysis, this model also was significant in predicting social anxiety diagnoses when a 90% CI was applied ($n = 92$, $\beta = 0.057$, 90% CI = 0.003–0.262), although the prediction of social anxiety diagnosis also was significant using a 95% CI when traditional difference scores, instead of residualized scores, were used ($n = 92$; 10 cases, $\beta = 0.135$, 95% CI = 0.01–0.517; Tables S4 and S5, available online). Of note, the serial mediation model was not significantly related to the generalized anxiety subdomain of the SCARED (Supplement 1, available online).

DISCUSSION

The early-childhood temperament of BI has long been of interest to psychologists and clinicians, given its association with later social anxiety.⁶ The present study informs mechanisms linking these 2 constructs. BI expressed 10 years previously predicted hypersensitivity toward errors while adolescents were under social scrutiny. However, this effect alone did not explain the prospective relations between BI and social anxiety symptoms. Instead, BI-related risk for social anxiety was best explained by interrelations between hypersensitivity to errors and error preoccupation. Specifically, BI predicted later social anxiety symptoms, insofar as

FIGURE 3 Event-related potential results as a function of social context and behavioral inhibition (BI). *Note:* Error trials from the social condition are plotted in red; error trials from the nonsocial condition are plotted in blue. For plotting purposes only, children with a BI score 1 standard deviation above or below the mean were plotted separately; children low in BI are plotted on the left, and children high in BI are plotted on the right. Shaded region reflects the time window for statistical analyses (0–100 ms). Full-color version of figure is available online.

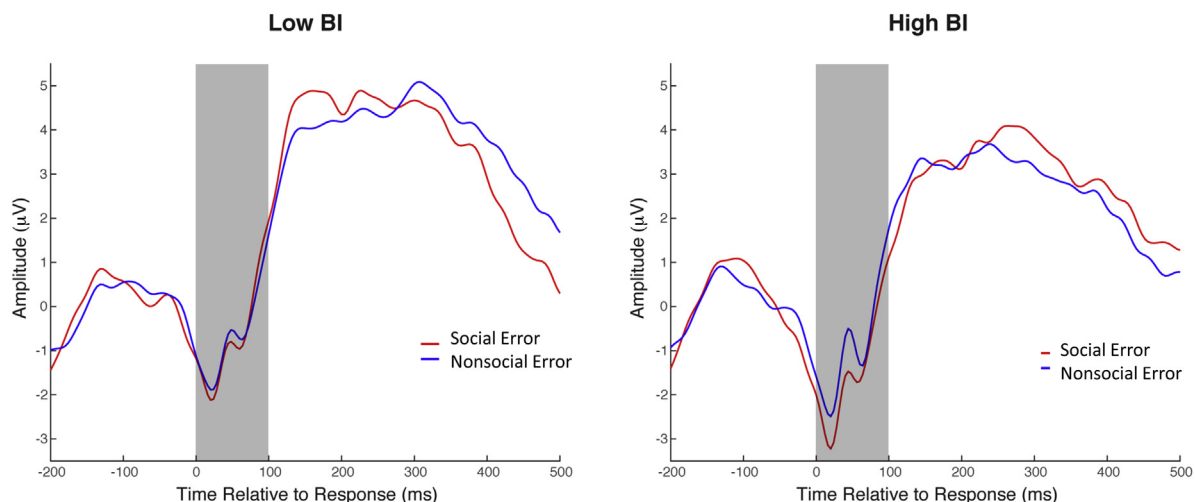
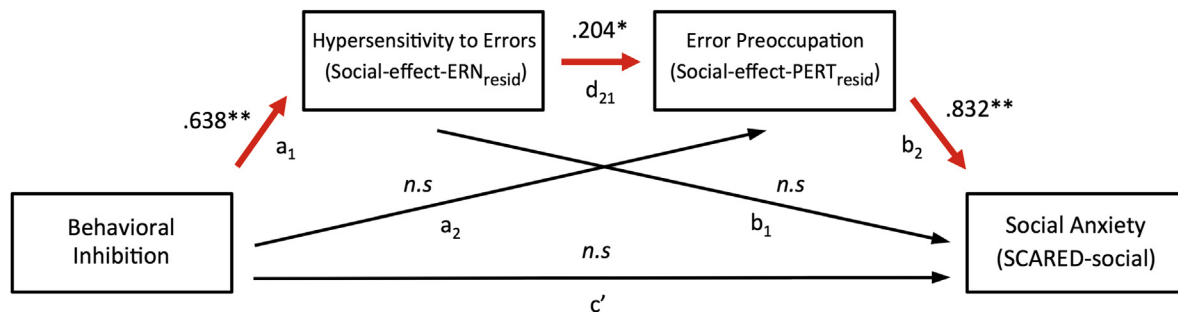


FIGURE 4 Serial mediation model linking behavioral inhibition and social anxiety. *Note:* Red lines trace the significant indirect serial mediation effect. Social-effect ERN_{resid} reflects the error-related negativity (ERN) within the social condition after removing variance predicted by the ERN in the nonsocial condition and multiplying by -1 ; positive values reflect a larger (more negative) ERN in the social condition. Social-effect post-error response time (PERT)_{resid} reflects response time on correct trials after errors in the social condition after removing variance predicted by similar response times in the nonsocial condition. Individual path significance: * $p < .05$; ** $p < .01$. SCARED = Screen for Child Anxiety Related Disorders.



concurrently assessed hypersensitivity toward errors (social-effect ERN_{resid}) was associated with greater error preoccupation (PERT); together, these neural and behavioral markers explain the link between early-childhood BI and adolescent social anxiety.

The present study used PERT as a measure of error preoccupation associated with social anxiety. RT has long been regarded as a behavioral correlate of processing speed or efficiency,^{33,34} and more recent work has suggested that PERT is associated with cortical inhibition³⁷ and distraction.¹⁹⁻²³ Similarly, a confirmatory analysis demonstrated that social changes in PERT were unrelated to social changes in accuracy within the current task. This analysis suggests that slowing after errors did not reflect the allocation of control and instead was driven primarily by distraction caused by error preoccupation.

Existing models of social anxiety suggest that this disorder is associated with enhanced salience of social threat and, as a result, preoccupation with errors, which impairs social performance.^{17,18} However, these cognitive models have been difficult to formally test in the laboratory within a neuroscience framework. The present findings provide support for these models and embed them within a developmental neuroscience framework. Specifically, we demonstrate that early-life BI temperament predicts later hypersensitivity toward errors while under social scrutiny, particularly for girls (Figure S6, available online). Moreover, we found no direct relation between hypersensitivity toward errors and social anxiety in adolescence, which could reflect immaturity in the performance-monitoring system¹¹ because a direct relation has been found in adults.¹⁶ **Direct relations with adolescent social anxiety were found for error preoccupation**, and the patterns in other portions of the data extended prior models of social anxiety and BI,^{17,18} with BI predicting error hypersensitivity and in turn error preoccupation correlating with concurrent social anxiety symptoms.

These novel findings extend prior work linking BI, social anxiety, and error monitoring in nonsocial situations.⁷

Specifically, without accounting for social context and behavior, prior findings were not exclusive to social anxiety and instead might reflect the relation between BI and anxiety risk more generally.^{8,31} In contrast, the present findings pertain specifically to adolescent social anxiety, which could represent a distinct form of anxiety that is heavily dependent on developmental stage and context.³⁸ A prominent theory of between-subject ERN variation suggests that ERN reflects a more general endogenous threat response.^{15,39} Our data are consistent with this interpretation of ERN but suggest that it also is possible to isolate specific subtypes of threat or salience indexed by ERN. We used a social manipulation and calculated residualized scores to remove ERN variance due to a more general threat response (i.e., the nonsocial ERN), leaving only variance caused by the social manipulation (T.V. Barker, S. Troller-Renfree, L.C. Bowman, D.S. Pine, N.A. Fox, unpublished, 2017).^{16,25} Critically, this social ERN variance alone did not mediate relations between BI and social anxiety symptoms; only by also indexing error preoccupation (social-effect PERT_{resid}) associated with such social ERN variation was a relation to social anxiety established. It is worth noting related work by Moser *et al.*,⁴⁰ which argues that preoccupation with worries unrelated to the task at hand is what causes a larger ERN for individuals with anxiety. In contrast, we outline a model in which worries about the task itself (i.e., error preoccupation) are a result of a larger ERN while under social observation. Thus, the present findings provide an important extension of prior theory,⁴⁰ at least in relation to adolescent social anxiety and for children with a temperamental bias toward increased social threat; these data suggest the importance of also considering task-relevant worry (error preoccupation) in the study of anxiety disorders and describe associations with early-childhood temperament.

It should be noted that this study treats BI as a temperament because the behaviors that define this concept are often correlated with a specific set of biological measures. Kagan and Snidman⁴¹ suggested that BI behaviors can be the result of experience, without contribution of a specific

temperamental bias. They prefer the hypothesis that high reactivity in 4-month-old infants is the temperament that biases children to display BI behaviors in the second year. For this reason, we also conducted a supplementary analysis to explore relations to infant reactivity. However, switching out BI for infant reactivity was not significant; this analysis suggests a degree of specificity in the mechanism linking early temperament with later anxiety.

Two limitations of the present study should be noted. First, although the reported mediation analyses improve understanding of the link between BI and later social anxiety, **causal inference cannot be drawn from these data**, given that some variables were measured concurrently. Second, relations between the variables studied were relatively moderate; future research is needed to replicate these findings using a larger sample, allowing for investigations of other variables, such as the family context, that also can influence the mechanism described.



Clinical Guidance

- Individuals with social anxiety focus on their perceived mistakes and performance particularly in social contexts.
- The degree to which mistakes capture attention and cause strong emotional responses is called “hypersensitivity to errors,” and its neural correlates can be measured using electroencephalography.
- The degree to which individuals continue to focus on an error, called “error preoccupation,” compromises their ability to pay attention to other aspects of the (social) environment.
- Data from a longitudinal study of infant temperament suggests that BI is related to social anxiety. BI predisposes a child to have stronger neural responses to mistakes (hypersensitivity to errors) while in social settings, which in turn is associated with continued focus on the mistake and distraction (error preoccupation).
- This research could have implications for intervention in that future research could examine the utility of including exposure to making errors within the social context for patients with social anxiety.

Findings of this report have implications for early prevention or later treatment of social anxiety. Prevention of social anxiety for those at risk might be improved by targeting factors that influence the link between early BI and later hypersensitivity toward errors; parenting is one promising factor that could influence this relation.^{42,43} Conversely, in adolescents already diagnosed with social anxiety or expressing symptoms, improved treatment might target error preoccupation rather than hypersensitivity toward errors. Consistent with this notion, intervention studies have shown that treatment for anxiety disorders does not influence the ERN itself.^{44,45} In conclusion, future research should not only seek to replicate the mechanism described in this report but also identify variables that selectively influence subcomponents of this neurobehavioral mechanism explaining the link between BI and social anxiety. &

Accepted October 6, 2017.

Drs. Buzzell, Barker, Chronis-Tuscano, Fox, and Ms. Troller-Renfree are with the University of Maryland—College Park. Dr. Bowman is with the University of California—Davis. Dr. Henderson is with University of Waterloo, Waterloo, ON, Canada. Dr. Kagan is with Harvard University, Cambridge, MA. Dr. Pine is with the Emotion and Development Branch, Intramural Research Program, National Institute of Mental Health (NIMH), Bethesda, MD.

This research was supported by grants from the National Institute of Mental Health (U01MH093349 and U01MH093349-S to N.A.F.), the National Science Foundation (NSF; DGE1322106 to S.V.T.), the Eunice Kennedy Shriver National Institute of Child Health and Human Development (NICHD; 5T32HD007542 to Melanie Killen supporting T.V.B.), and the NIMH Intramural Research Program (supporting D.S.P.).

Disclosure: Dr. Fox has received additional funding from the following granting agencies: NIH (R01MH091363) for The Effects of Early Psychosocial Deprivation on Mental Health in Adolescence; Harvard University (256458-509584) for Assessing the Efficacy of Attention Bias Modification Training; the NIMH (1R01MH107444) for Prospective Determination of Neurobehavioral Risk for the Development of Emotion Disorders; the NICHD (P01HD064653) for Functions and Development of the Mirror Neuron System-Continuation; the NSF (1625495) for Collaborative Research: Action, Learning, and Social Cognition; and the National Institutes of Health (1UG3OD023279-01) for Environmental Influences on Child Health Outcomes in the Northern Plains Safe Passage Study Cohort. Drs. Buzzell, Barker, Bowman, Chronis-Tuscano, Henderson, Kagan, Pine and Ms. Troller-Renfree report no biomedical financial interests or potential conflicts of interest.

Correspondence to George A. Buzzell, PhD, Benjamin Building, 3942 Campus Drive, College Park, MD 20742; e-mail: gbuzzell@umd.edu

0890-8567/\$36.00/©2017 American Academy of Child and Adolescent Psychiatry. Published by Elsevier Inc. All rights reserved.

<https://doi.org/10.1016/j.jaac.2017.10.007>

REFERENCES

1. Fox NA, Henderson HA, Marshall PJ, Nichols KE, Ghera MM. Behavioral inhibition: linking biology and behavior within a developmental framework. *Annu Rev Psychol.* 2005;56:235-262.
2. Kagan J, Reznick S, Snidman N. Biological bases of childhood shyness. *Sci Wash.* 1988;240:167.
3. Henderson HA, Pine DS, Fox NA. Behavioral inhibition and developmental risk: a dual-processing perspective. *Neuropsychopharmacology.* 2015;40:207-224.
4. Fox NA, Henderson HA, Rubin KH, Calkins SD, Schmidt LA. Continuity and discontinuity of behavioral inhibition and exuberance: psychophysiological and behavioral influences across the first four years of life. *Child Dev.* 2001;72:1-21.
5. Degnan KA, Almas AN, Henderson HA, Hane AA, Walker OL, Fox NA. Longitudinal trajectories of social reticence with unfamiliar peers across early childhood. *Dev Psychol.* 2014;50:2311-2323.
6. Clauss JA, Blackford JU. Behavioral inhibition and risk for developing social anxiety disorder: a meta-analytic study. *J Am Acad Child Adolesc Psychiatry.* 2012;51:1066-1075.e1.
7. Lahat A, Lamm C, Chronis-Tuscano A, Pine DS, Henderson HA, Fox NA. Early behavioral inhibition and increased error monitoring predict later social phobia symptoms in childhood. *J Am Acad Child Adolesc Psychiatry.* 2014;53:447-455.
8. McDermott JM, Perez-Edgar K, Henderson HA, Chronis-Tuscano A, Pine DS, Fox NA. A history of childhood behavioral inhibition and

- enhanced response monitoring in adolescence are linked to clinical anxiety. *Biol Psychiatry*. 2009;65:445-448.
9. Gehring WJ, Liu Y, Orr JM, Carp J. The error-related negativity (ERN/Ne). In: Luck SJ, Kappenman ES, eds. *Oxford Handbook of Event-Related Potential Components*. Oxford: Oxford University Press; 2012:231-291.
 10. Hajcak G, Moser JS, Yeung N, Simons RF. On the ERN and the significance of errors. *Psychophysiology*. 2005;42:151-160.
 11. Buzzell GA, Richards JE, White LK, Barker TV, Pine DS, Fox NA. Development of the error-monitoring system from ages 9-35: unique insight provided by MRI-constrained source localization of EEG. *NeuroImage*. 2017;157:13-26.
 12. Ullsperger M, Danielmeier C, Jocham G. Neurophysiology of performance monitoring and adaptive behavior. *Physiol Rev*. 2014;94:35-79.
 13. Liu Y, Hanna GL, Carrasco M, Gehring WJ, Fitzgerald KD. Altered relationship between electrophysiological response to errors and gray matter volumes in an extended network for error-processing in pediatric obsessive-compulsive disorder: ERN and VBM in Pediatric OCD. *Hum Brain Mapp*. 2014;35:1143-1153.
 14. Seeley WW, Menon V, Schatzberg AF, *et al*. Dissociable intrinsic connectivity networks for salience processing and executive control. *J Neurosci*. 2007;27:2349-2356.
 15. Olvet DM, Hajcak G. The error-related negativity (ERN) and psychopathology: toward an endophenotype. *Clin Psychol Rev*. 2008;28:1343-1354.
 16. Barker TV, Troller-Renfree S, Pine DS, Fox NA. Individual differences in social anxiety affect the salience of errors in social contexts. *Cogn Affect Behav Neurosci*. 2015;15:723-735.
 17. Rapee RM, Heimberg RG. A cognitive-behavioral model of anxiety in social phobia. *Behav Res Ther*. 1997;35:741-756.
 18. Clark DM, Wells A. A cognitive model of social phobia. *Soc Phobia Diagn Assess Treat*. 1995;41:22-23.
 19. Danielmeier C, Ullsperger M. Post-error adjustments. *Front Psychol*. 2011;2:233.
 20. Van der Borgh L, Braem S, Stevens M, Notebaert W. Keep calm and be patient: The influence of anxiety and time on post-error adaptations. *Acta Psychol (Amst)*. 2016;164:34-38.
 21. Buzzell GA, Beatty PJ, Paquette NA, Roberts DM, McDonald CG. Error-induced blindness: error detection leads to impaired sensory processing and lower accuracy at short response-stimulus intervals. *J Neurosci*. 2017;37:2895-2903.
 22. Jentzsch I, Dudschig C. Why do we slow down after an error? Mechanisms underlying the effects of posterror slowing. *Q J Exp Psychol*. 2009;62:209-218.
 23. Notebaert W, Houtman F, Van Opstal F, Gevers W, Fias W, Verguts T. Post-error slowing: an orienting account. *Cognition*. 2009;111:275-279.
 24. Eriksen BA, Eriksen CW. Effects of noise letters upon the identification of a target letter in a nonsearch task. *Percept Psychophys*. 1974;16:143-149.
 25. Barker TV. Social influences of error monitoring. Digital Repository at the University of Maryland. <https://drum.lib.umd.edu/handle/1903/18271>. 2016. Accessed October 6, 2017.
 26. Hane AA, Fox NA, Henderson HA, Marshall PJ. Behavioral reactivity and approach-withdrawal bias in infancy. *Dev Psychol*. 2008;44:1491.
 27. Kagan J, Snidman N. Infant predictors of inhibited and uninhibited profiles. *Psychol Sci*. 1991;2:40-44.
 28. Delorme A, Makeig S. EEGLAB: an open source toolbox for analysis of single-trial EEG dynamics including independent component analysis. *J Neurosci Methods*. 2004;134:9-21.
 29. Pérez-Edgar K, Reeb-Sutherland BC, McDermott JM, *et al*. Attention biases to threat link behavioral inhibition to social withdrawal over time in very young children. *J Abnorm Child Psychol*. 2011;39:885-895.
 30. Muris P, Dreesen L, Bögels S, Weckx M, van Melick M. A questionnaire for screening a broad range of DSM-defined anxiety disorder symptoms in clinically referred children and adolescents. *J Child Psychol Psychiatry*. 2004;45:813-820.
 31. Chronis-Tuscano A, Degnan KA, Pine DS, *et al*. Stable early maternal report of behavioral inhibition predicts lifetime social anxiety disorder in adolescence. *J Am Acad Child Adolesc Psychiatry*. 2009;48:928-935.
 32. Meyer A, Lerner MD, De Los Reyes A, Laird RD, Hajcak G. Considering ERP difference scores as individual difference measures: Issues with subtraction and alternative approaches. *Psychophysiology*. 2017;54:114-122.
 33. Luce RD. *Response Times: Their Role in Inferring Elementary Mental Organization*. New York: Oxford University Press; 1986.
 34. Eysenck MW, Derakshan N, Santos R, Calvo MG. Anxiety and cognitive performance: attentional control theory. *Emotion*. 2007;7:336.
 35. Hayes AF. *Introduction to Mediation, Moderation, and Conditional Process Analysis: A Regression-Based Approach*. New York: Guilford Press; 2013.
 36. Schwartz CE, Snidman N, Kagan J. Adolescent social anxiety as an outcome of inhibited temperament in childhood. *J Am Acad Child Adolesc Psychiatry*. 1999;38:1008-1015.
 37. Wessel JR, Aron AR. On the globality of motor suppression: unexpected events and their influence on behavior and cognition. *Neuron*. 2017;93:259-280.
 38. Spence SH, Rapee RM. The etiology of social anxiety disorder: an evidence-based model. *Behav Res Ther*. 2016;86:50-67.
 39. Weinberg A, Meyer A, Hale-Rude E, *et al*. Error-related negativity (ERN) and sustained threat: conceptual framework and empirical evaluation in an adolescent sample. *Psychophysiology*. 2016;53:372.
 40. Moser JS, Moran TP, Schroder HS, Donnellan MB, Yeung N. On the relationship between anxiety and error monitoring: a meta-analysis and conceptual framework. *Front Hum Neurosci*. 2013;7:466.
 41. Kagan J, Snidman N. *The Long Shadow of Temperament*. Cambridge, MA: Harvard University Press; 2004.
 42. Meyer A, Proudfit GH, Bufferd SJ, *et al*. Self-reported and observed punitive parenting prospectively predicts increased error-related brain activity in six-year-old children. *J Abnorm Child Psychol*. 2015;43:821-829.
 43. Chronis-Tuscano A, Rubin KH, O'Brien KA, *et al*. Preliminary evaluation of a multimodal early intervention program for behaviorally inhibited preschoolers. *J Consult Clin Psychol*. 2015;83:534-540.
 44. Hajcak G, Franklin ME, Foa EB, Simons RF. Increased error-related brain activity in pediatric obsessive-compulsive disorder before and after treatment. *Am J Psychiatry*. 2008;165:116-123.
 45. Kujawa A, Weinberg A, Bunford N, *et al*. Error-related brain activity in youth and young adults before and after treatment for generalized or social anxiety disorder. *Prog Neuropsychopharmacol Biol Psychiatry*. 2016;71:162-168.